

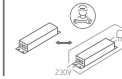
INSTALLATION MANUAL

10103FA, 10108FA, 10112FA, 10118FA, 10130FA

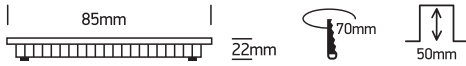
LED
BUILT IN



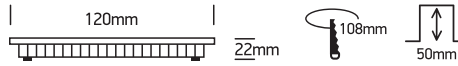
Complete with driver.



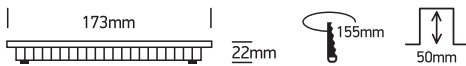
10103FA: 230V | SMD LED | 3W | IP20 | Die cast



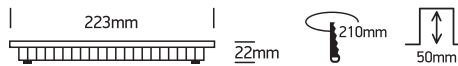
10108FA: 230V | SMD LED | 8W | IP20 | Die cast



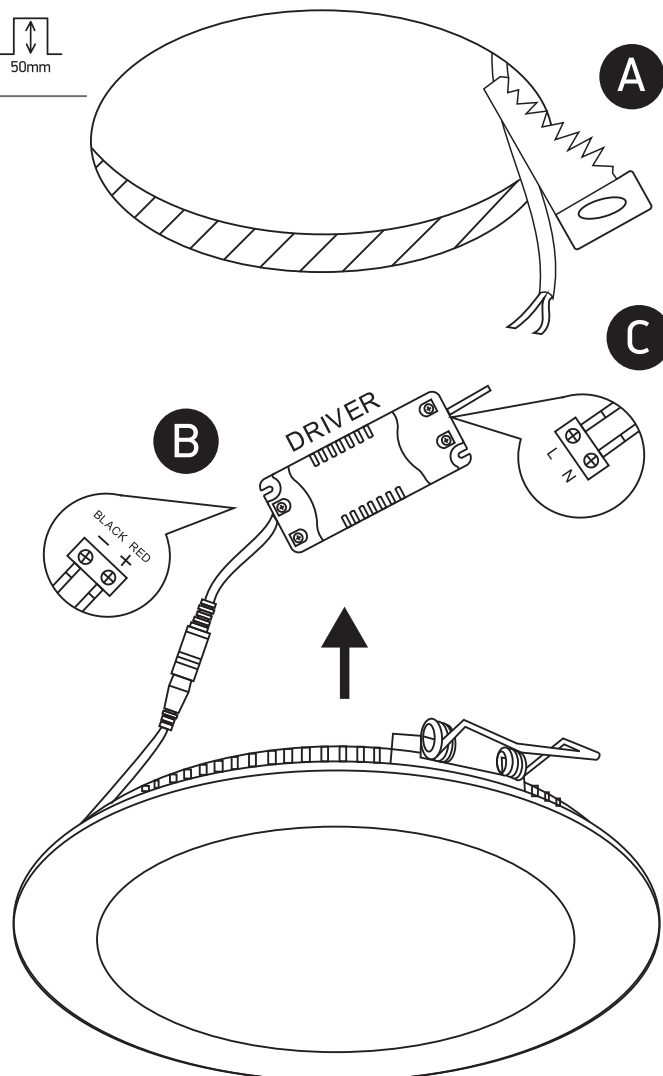
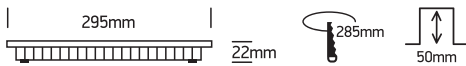
10112FA: 230V | SMD LED | 12W | IP20 | Die cast



10118FA: 230V | SMD LED | 18W | IP20 | Die cast



10130FA: 230V | SMD LED | 30W | IP20 | Die cast



Warnings:

1. Make sure that the product is installed properly before connecting to electricity.
2. Do not cover the fitting.
3. Maintenance and installation should only be carried out by a professional electrician.

